



Wellington Metropolitan Water Treatment Plants Monthly Performance Report

September 2025

Month/Year
September 2025

Water Treatment p..	Comments	Safe Drinking Water	Fluoride
Waterloo	Waterloo WTP is non-compliant with the Water Services Authority bacterial compliance rules*. This issue does not affect drinking water safety. The WTP is compliant with the Authority’s Protozoal compliance rules. Waterloo fluoridated the drinking water within MoH’s recommended levels 97.8% of the time.	<div></div>	<div></div>
Wainuiomata	Wainuiomata WTP is compliant with the Water Services Authority bacterial and protozoal compliance rules. Wainuiomata has fluoridated the drinking water within MoH’s recommended levels 92.4% of the time. The low level was due to planned and reactive treatment plant shutdowns and maintenance. The WTP was shut down while the Flexitend couplings were installed at Rocky Point.	<div></div>	<div></div>
Te Mārua	Te Mārua WTP is compliant with the Water Services Authority bacterial and protozoal compliance rules. Construction of the new Powdered Activated Carbon dosing plant is currently underway. The Filter 3 media replacement project is progressing well. Te Mārua has fluoridated the drinking water within MoH’s recommended levels 98.4% of the time.	<div></div>	<div></div>
Gear Island	Gear Isl WTP is compliant with the Water Services Authority bacterial and protozoal compliance rules. Gear Island has fluoridated the drinking water within MoH’s recommended levels 93.7% of the time. The low level was due to planned shutdowns and asset maintenance A significant leak was found on the 1050 main, on the western side of the Hutt Park Bridge, which meant shutting down the Gear Isl WTP.	<div></div>	<div></div>

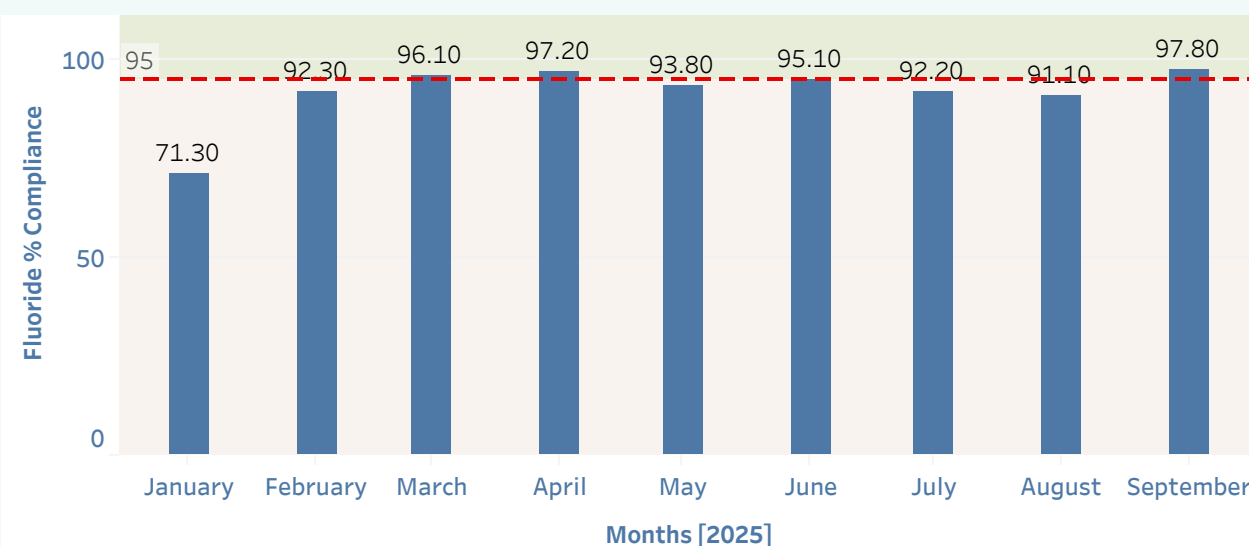
*Due to changes in the assurance rules, the capability of the existing Waterloo treatment plant facilities, and the layout of the network, a significant treatment plant upgrade and/or additional network infrastructure is required to achieve compliance with the rules as written. ..

- Compliant – we are meeting the necessary regulatory requirements
- Not compliant but nearing compliance
- Not compliant with necessary regulatory requirements

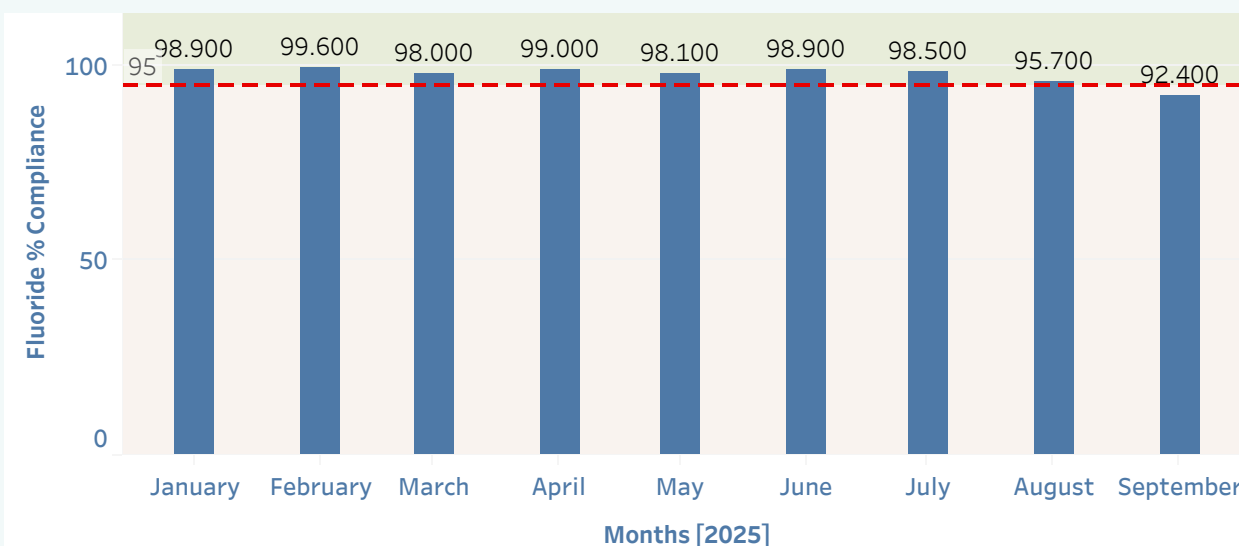
Fluoride Compliance (% Monthly)

Fluoride Compliance (% Monthly)

Waterloo



Wainuiomata



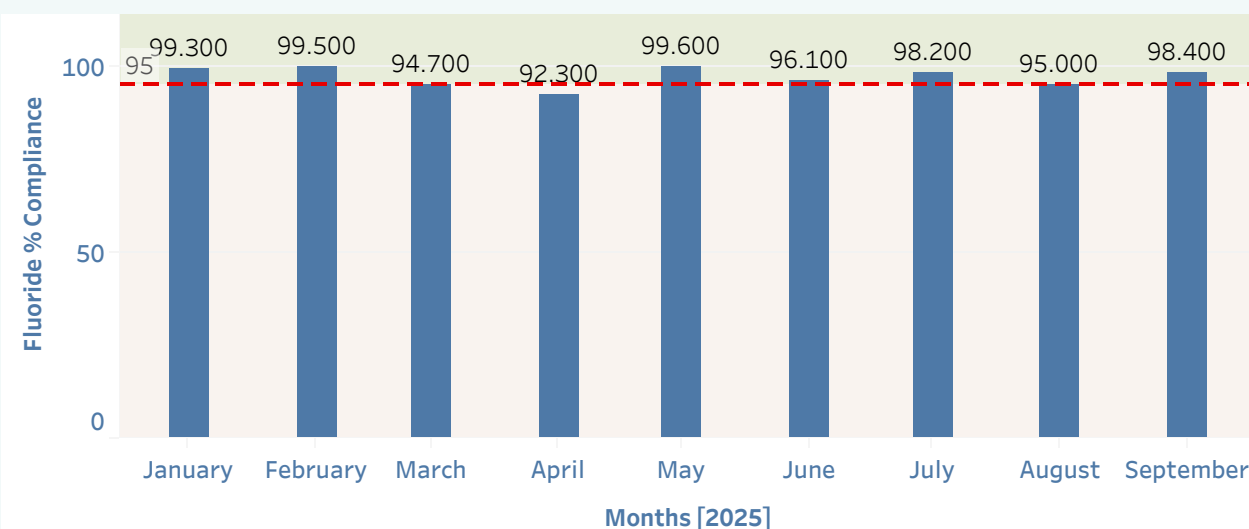
Month/Year
To Null

Note:

The bar graph displays the **fluoride monthly compliance from January 2025**. The **blue bars** represents the fluoride percentage compliance each month .

Our aim is to maintain a steady fluoride level in the water that meets the Ministry of Health's recommended levels no less than 95%, represented by the **red dotted line** in the graph. The recommended compliance percentage area is shaded **light green**, while areas outside this are shaded **light red** to indicate non-compliance.

Te Mārua



Gear Island

