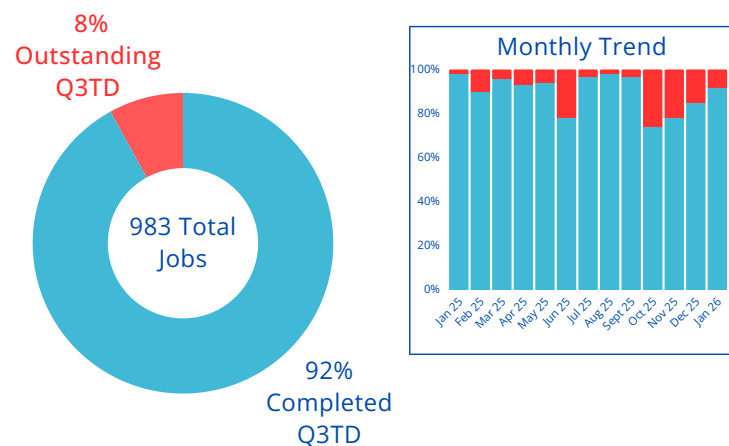


Maintenance Alliance Performance Report - 18/02/2026*

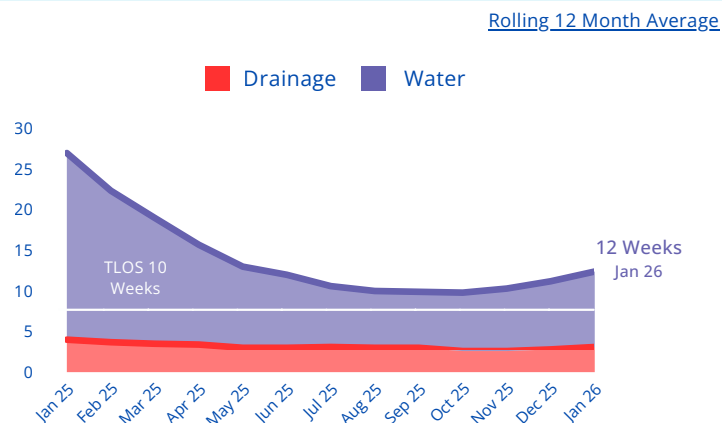
*The data provided is based on the best information available at the end of January reporting period.

Planned Maintenance Completion



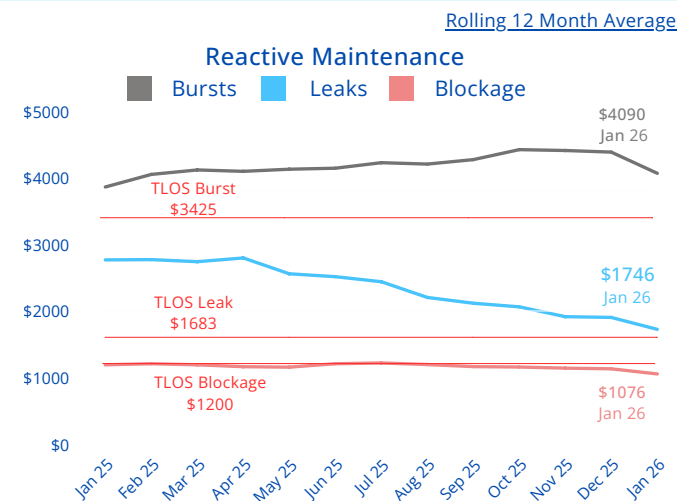
This includes most critical assets including pump stations, hydrants, reservoirs, SW inlets, WW manholes etc.

Reactive Backlog in Weeks

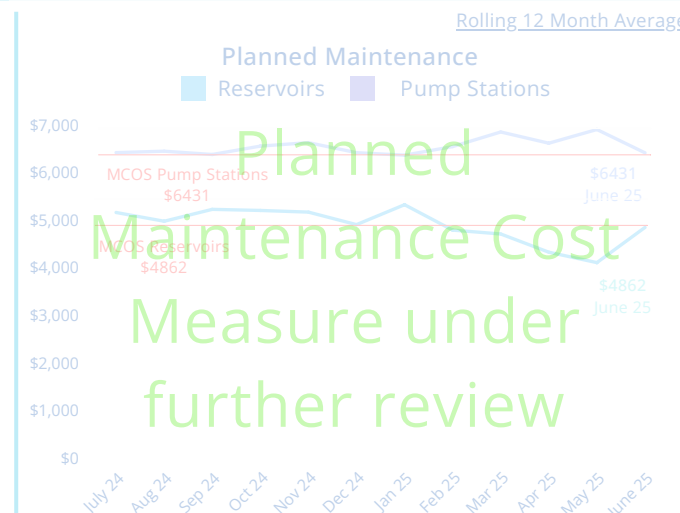


The backlog is calculated based on crew surplus net productive hours per week: 65 hours for Wastewater and 172 hours for Water. The drainage backlog includes only blockages and overflow jobs. As of 31 January 2026, the current backlog is 21 weeks.

Cost of Maintenance



Costs included: most expenses directly related to on-site repairs such as: traffic management, materials, plant, sub-contractor and reinstatement costs.

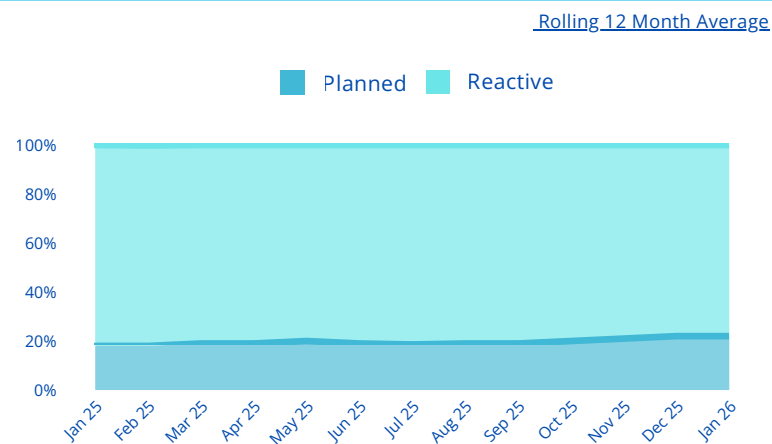


Planned maintenance cost is obtained from Fulton Hogan finance.

\$ Spent on Planned Maintenance vs. Reactive Maintenance (Opex)

Opex	Jan 26 Rolling	Percentage
Planned \$	\$888,022	22%
Reactive \$	\$3,140,088	78%
Total %	\$4,028,110	100%

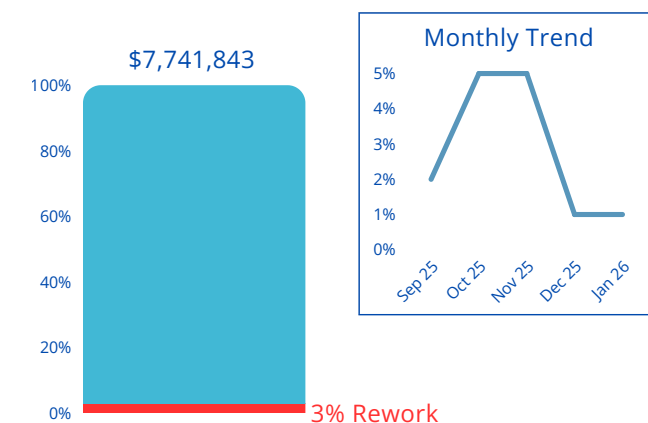
This includes all planned and reactive expenses (Opex) but excludes monitoring, investigations, and Capex costs.



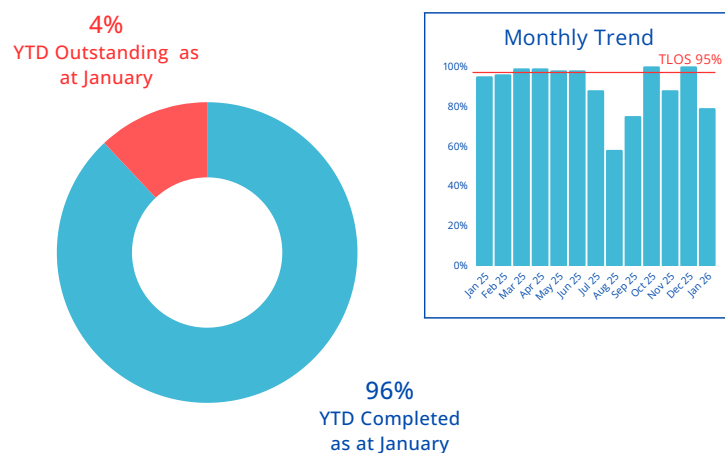
Proportion of Reactive \$ Spend on Rework

Q2 Reactive \$ Spent	\$7,741,843
Rework	\$232,255
Repair	\$7,509,588

The reactive spend comprises all reactive spend expensed on network unplanned maintenance. 3% of the reactive expenditure has been spent on rework so far in Q2 (Ending December 2025).

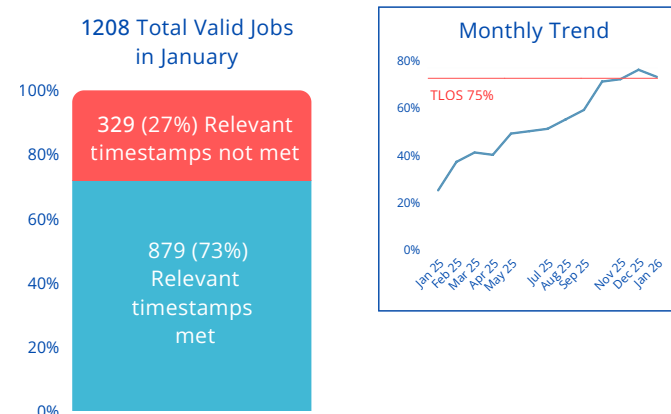


% Desktop Audits Completed



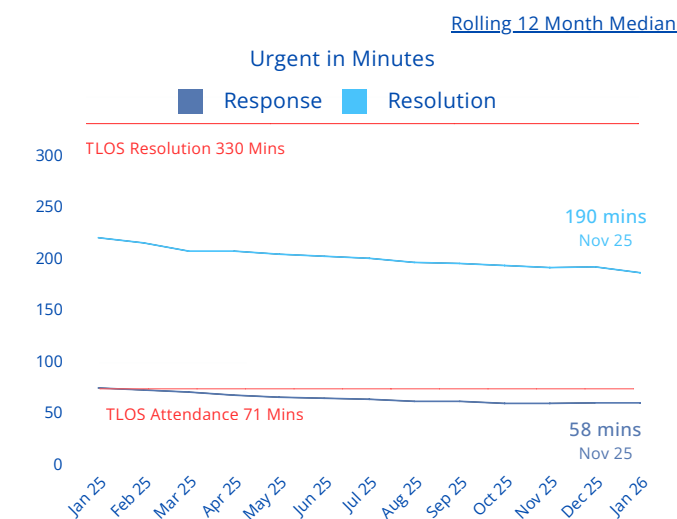
This measure provides Wellington Water with assurance regarding the quality of the work order information and, therefore, the quality of the data within Maximo.

% Timestamp Completion within 500m of Job

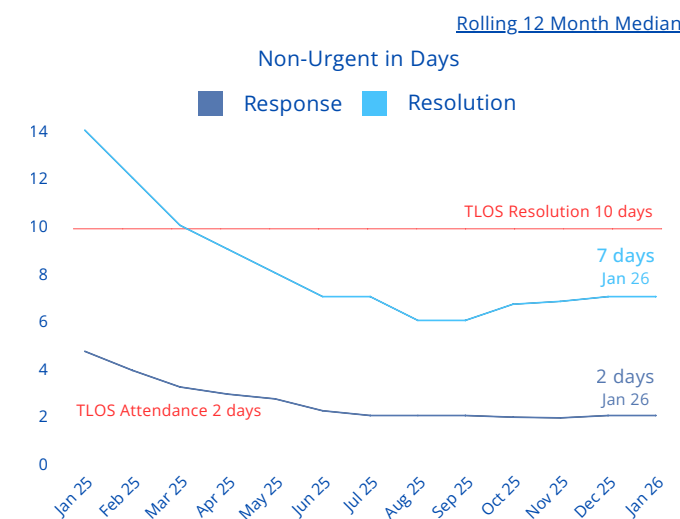


Breakdown of timestamp completion within 500m	Pass	Fail
On-site timestamp	83%	17%
Resolved timestamp (if applicable)	89%	11%
Job Complete timestamp	85%	15%

DIA Median Response & Resolution Times



This is the median response & resolution times across all councils for Urgent jobs.



This is the median response & resolution times across all councils for Non-Urgent jobs.